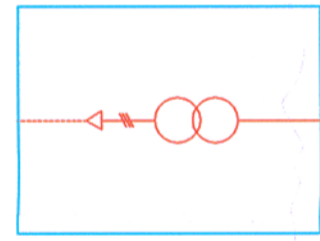


Reteaua Nationala



Ciadierea Statiei

Tablou electric general

Bara electrica generala

Bara electrica consumatori normali

Tablou electric secundar consumatori privati

Tablou electric secundar iluminat

Tablou electric secundar aer conditionat public caldator

Container

Tablou electric consumatori privilegii

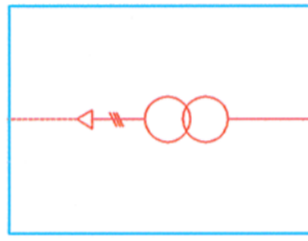
Bara electrica consumatori privilegii

Tablou electric secundar iluminat de urgenta

Tablou electric secundar pompe de incendiu

Tablou electric secundar aer conditionat container


Linia de contact



UPS 2



UPS 1



Static Switch



Tablou electric consumatori vitali

Bara electrica consumatori vitali

Tablou electric secundar Comanda la distanta a separabilor

Tablou electric secundar GSM-R

Tablou electric secundar D&M

Tablou electric secundar Supraveghere Video

Tablou electric secundar Informare Public

Tablou electric secundar Controller Terminal System

Tablou electric secundar CTC

Tablou electric secundar Centralizare Electronica

Index / Revision	Date	Description	Signature	Signature	Signature	Signature
E						
D						
C						
B						
A						

European Investment Bank	MINISTERUL TRANSPORTURILOR	
	BENEFICIAR / BENEFICIARY :	
	COMPANIA NATIONALA DE CAI FERATE "CFR" SA	

PROIECTANT / DESIGNER:			POYRY
Aprobat / Approved	Sef de echipa / Team leader	C. Teodorescu	
Verificat / Checked	Expert Cheie / Key Expert	R. Trommer	
Subcontractant / Subcontractor			MIOTOP
Aprobat / Approved	Adjunct Sef de echipa / Deputy Team leader	A.M. Baicu	
Proiectat / Designed	inginer / Engineer	A. Sopov	
			Project 9i
			35311.1
			Faza / Phase: PTh +CS / TD + TS

Denumire desen / Drawing Title :		
Schema electrica generala a containerului de semnalizări - statia VARADIA / VARADIA station - General electric sketch signaling container		
Scara / Scale	Revizia / Revision	Cod desen / Drawing Code
	1/16.05.2013	PT.02.05.12.SM.037
		Nr / No
		01/01